

# Overview - Public Entities Quarterly Reporting

Approved receipts

127,1

47,8%

Approved spending

126,7

71,8%

Surplus/(deficit)

0,4

- ☐ R billion
- ☒ R million
- ☐ R thousand

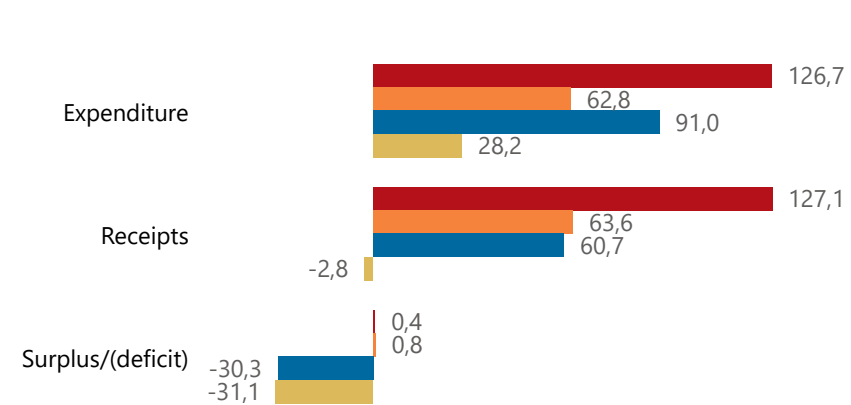


**national treasury**

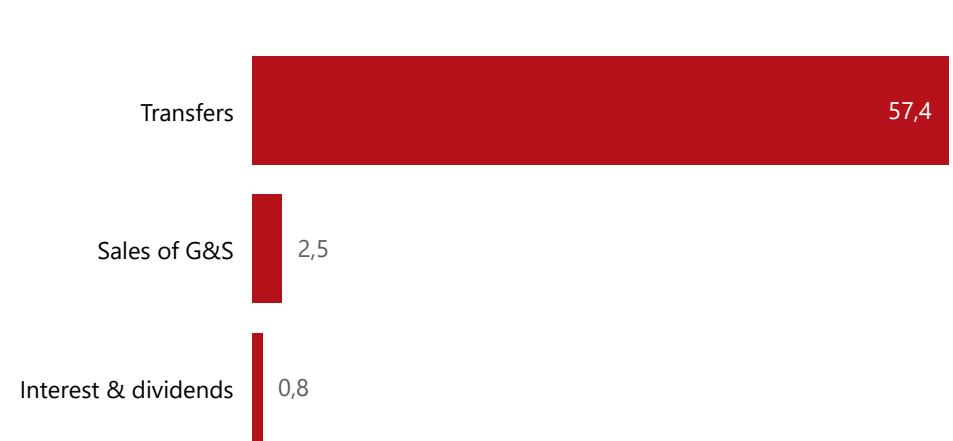
Department:  
National Treasury  
REPUBLIC OF SOUTH AFRICA

## Consolidation

● Approved ● Forecast ● YTD ● Variance



## Composition of receipts



## Quarter

2

## Cluster

Education and related

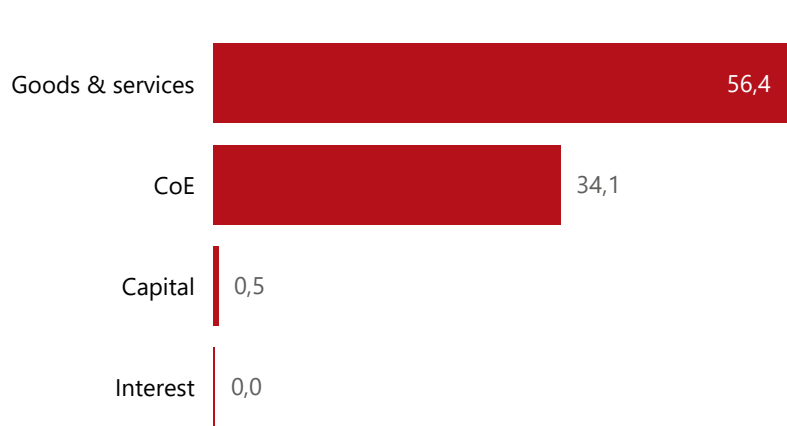
## Department

Sport, Arts and Culture

## Entity

Ditsong: Museums of South Africa

## Composition of spending



## Functional grouping



## Spending by PFMA schedule



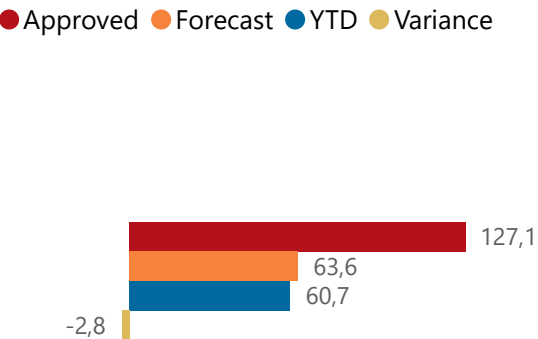
# Public Entities Receipts

Approved sales of G&S  
9,3 26,6%

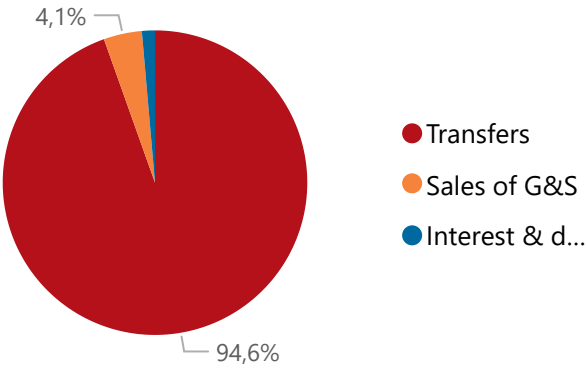
Approved transfers  
116,1 49,5%

- ☐ R billion
- ☒ R million
- ☐ R thousand

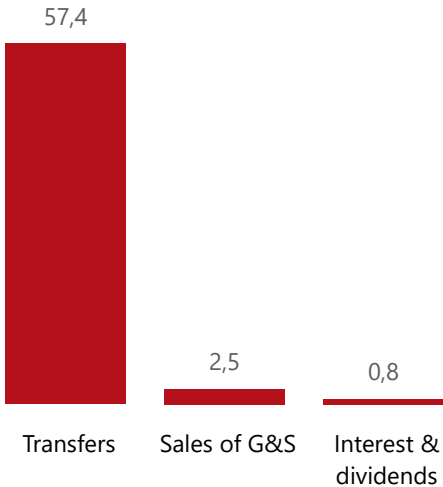
## Actual vs Forecast



## Composition of receipts



## Top 5 Receipts



## Quarter

2

## Cluster

Education and related

## Department

Sport, Arts and Culture

## Entity

Ditsong: Museums of South Africa

## Top 5 Transfers



## Receipts

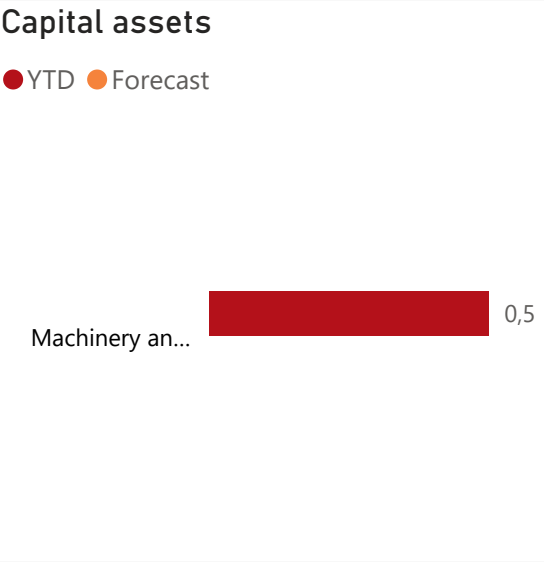
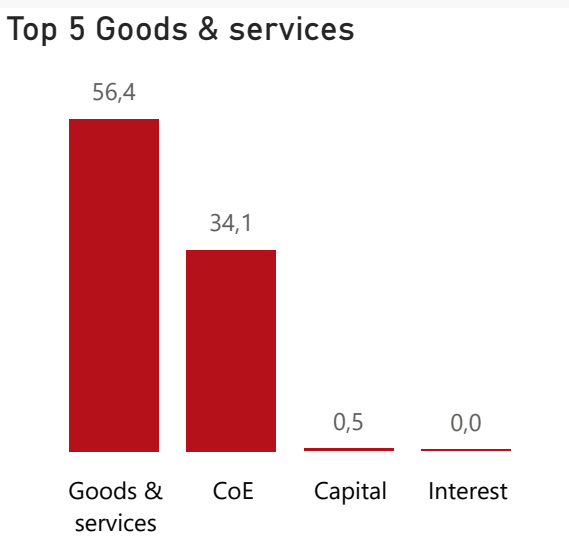
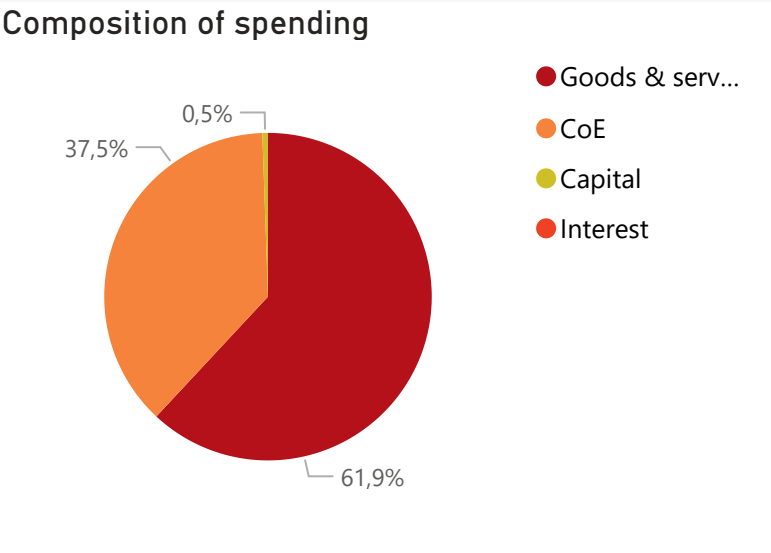
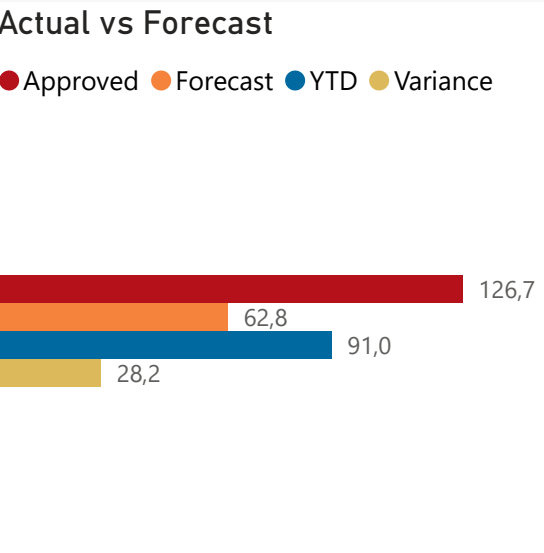
Level 3	Approved	YTD	% YTD
Transfers	116,1	57,4	94,6%
Sales of G&S	9,3	2,5	4,1%
Interest & dividends	1,8	0,8	1,4%
Total	127,1	60,7	100,0%

## Top 10 Entities

Ditsong: Museums of South Africa 60,7


# Public Entities Spending

Approved CoE	Approved G&S	Approved transfers
74,345,9%	51,3110,0%	254,247,8%



### Spending

Level 3	Approved	YTD	% YTD
⊕ Goods & services	51,3	56,4	61,9%
⊕ CoE	74,3	34,1	37,5%
⊕ Capital	1,1	0,5	0,5%
⊕ Interest		0,0	0,0%
<b>Total</b>	<b>126,7</b>	<b>91,0</b>	<b>100,0%</b>



○ R billion  
● R million  
○ R thousand

Quarter

2

Cluster

Education and related

Department

Sport, Arts and Culture

Entity

Ditsong: Museums of South Africa